

HAAS Make Turn Mill Center

MODEL: - DS30Y, YOM: - 2013



Title	Description	Unit	DS30Y
Capacity	Max. Cutting Length	mm	584
	Max. Cutting Dia	mm	457
	Std Bar Capacity	mm	51
	Spindle Bore	mm	89
	Spindle speed SP1/SP2	rpm	4500/4000
	Spindle motor power SP1/SP2	kW	22.4/14.9
Slides	X/Z Axis	mm	640/580
	Y Axis	mm	100(±50)
	Rapid traverse rate X/Z/Y-axes	m/min	12/24/12
Turret	No. of stations	num	12
Chuck	Size	mm	10
CNC system	Controller	-	Haas
Machine size	Machine Dimensions (LxHxW)	mm	3048x4521x2108
	Machine weight (Approx)	kg	6000

Tech Center

Plot No. 2301, Road-D, Kranti Gate,
Metoda GIDC Ta.: Lodhika,
Dist: Rajkot 360 021 Gujarat (INDIA)

Office: +91 2827 286060
sales@confidenceautomation.com
www.confidenceautomation.com

❖ Optional Accessories Available with Machine

- 4 Live tool Holder
- 2 Turning Holder
- 1 Boring Holder
- Chip Conveyor with tank
- High Pressure Coolant System



CONFIDENCE



POWER ON



POWER OFF



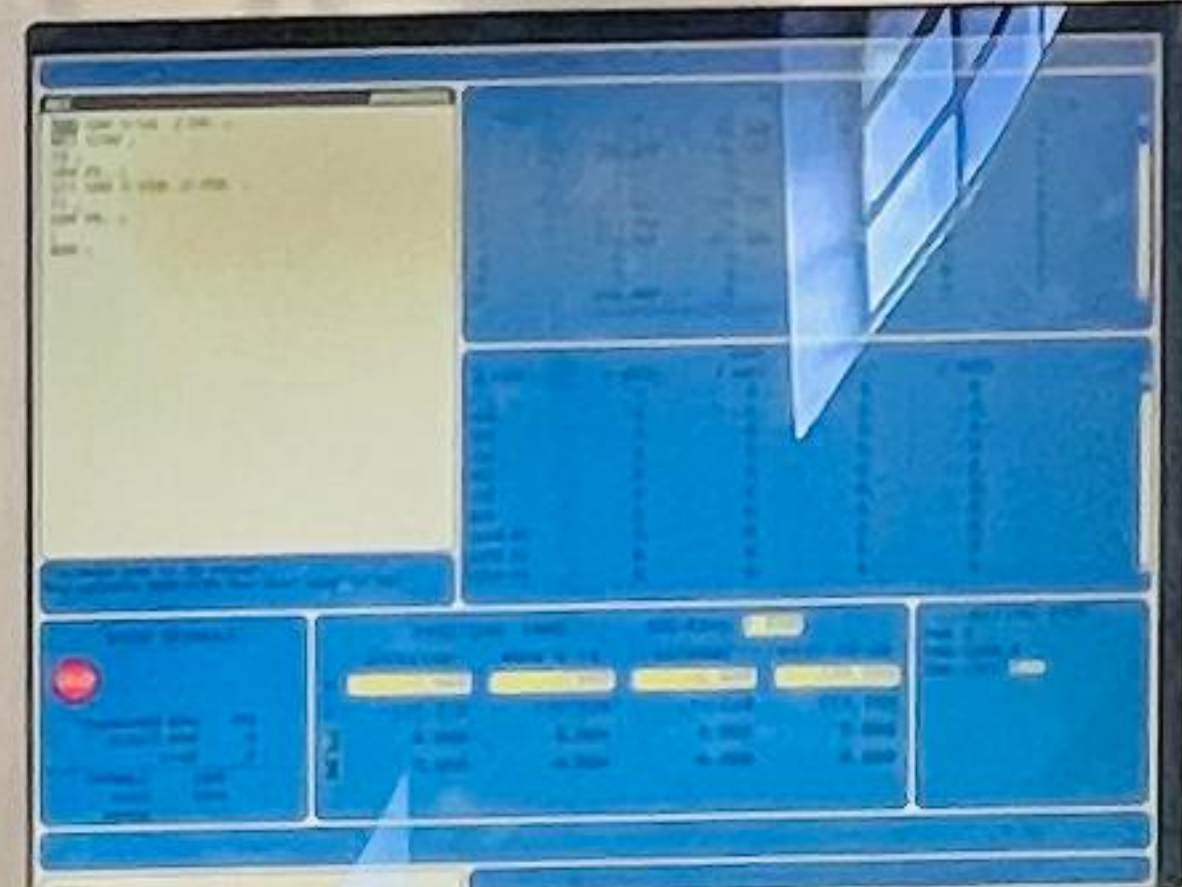
EMERGENCY STOP



HANDLE LOG



EMERGENCY STOP



LONDON



MUR



DS 30Y

CONFIDENCE



HAAS
OPERATION MANUAL
DS 30Y



MUMBAI



LONDON



NEW YORK



SINGAPORE

TOOLS ROOM








0127410

5AMCHULLY





SAMCHOLL

1185-018



POWER ON


POWER OFF



EMERGENCY STOP



HANDLE JOG



CYCLE START

FEED HOLD



OPERATION: MEM

MEM 006637 N00000000

```

006637 ;
;
N1 (RF TURNING) ;
G28 U0. ;
G28 W0. ;
T808 ;
G97 S500 M04 ;
G00 Z5. ;
G00 X50. ;
M08 ;
X20. ;
Z1. ;
G00 X16.5 Z1. ;
G71 P100 Q200 U0.3 W0.05 D0.15 F0.12 ;
N100 X11.1 ;
G01 Z0.05 ;
G01 X11.9 Z-0.4 ;
G01 Z-4. ;
G01 X15. ;
G01 X15.9 Z-4.2 ;
N200 G01 X16.5 ;
G01 X20. F0.5 ;
Z2. ;
G00 X80. ;
G00 X100. ;
M05 ;
M09 ;
G28 Y0. ;

```

The mode key is in setup.
Max spindle RPM with the door open is 50

ACTIVE CODES

G00	RAPID MOTION	D0.
G99	FEED PER REVOLUTION	M03
G40	CUTTER COMPENSATION CANCEL	T1
G00	CYCLE CANCEL	
G54	WORK OFFSET #54	

COOLANT NORMAL HPC ON 1/1

ACTIVE TOOL
TOOL 1
TOOL LOAD 0
TOOL LIFE 100%

PROGRAM TOOL OFFSETS
(TOOL GEOMETRY)

TOOL	X	Z	RADIUS	TAPER	TIP
1	0.	80	0.	0.	0
2	-431.010	280	0.	0.	0
3	0.	0.	0.	0.	0
4	0.	0.	0.	0.	0
5	-615.312	-116.000	0.	0.	0
6	-243.700	0.	0.400	0.	0
7	-374.000	-362.000	0.	0.	0
8	0.	0.	0.	0.	0
9	0.	0.	0.	0.	0
10	-256.000	0.	0.800	0.	0

MAIN SPINDLE

CCW SPEED(RPM) 199

SP LD: 0.2 KW
PGM SPD: 200 RPM
CMD SPD: 200 RPM
FEED RATE: 0.
ACT FEED: 0.

LOAD(%) 6%

SPINDLE 100% FEED 100% RAPID 50%

POSITION: (MM) LOAD

MACHINE	LOAD
X -1.000	36%
Z -135.220	4%
B 0.000	2%
C 0.000	0%

TIMERS & COUNTERS

THIS CYCLE 0:28:37
LAST CYCLE 0:00:00
REMAINING 0:00:00

M30 COUNTER #1: 135
M30 COUNTER #2: 135
LOOPS REMAINING: 0
MACRO LABEL 1 0.000000
MACRO LABEL 2 0.000000

INPUT: |

RESET

POWER UP RESTART

AUTO OFF

PRGRM CONVRS

POSIT

OFFSET

CURNT COMDS

EDIT

INSERT

ALTER

DELETE

UNDO

F1

F2

F3

F4

ALARM MSGS

PARAM DGNOS

SETNG GRAPH

HELP CALC

MEM

SINGLE BLOCK

DRY RUN

OPTION STOP

BLOCK DELETE

X DIA MESUR

NEXT TOOL

X/Z

Z FACE MESUR

MDI DNC

COOLNT

SPINDLE JOG

TURRET FWD

TURRET REV

HOME

PAGE UP

HAND JOG

.0001

.001

.01

.1

.100

TS

CHIP FWD

TS RAPID

CHIP STOP

TS

CHIP REV

ZERO RET

ALL

ORIGIN

SINGL

HOME G28

END

PAGE DOWN

LIST PROG

SELECT PROG

SEND

RCV

ERASE PROG

SHIFT

A

B

C

D

E

7

8

9

F

G

H

I

J

K

4

5

6

L

M

N

O

P

Q

1

2

3

R

S

T

U

V

W

+

-

=

0

.#

X

Y

Z

EOB

(

)

CANCEL

SPACE

WRITE ENTER

OVERRIDES

-10 FEED RATE

100% FEED RATE

+10 FEED RATE

HAND CNTRL FEED

-10 SPINDLE

100% SPINDLE

+10 SPINDLE

HAND CNTRL SPIN

FWD

STOP

REV


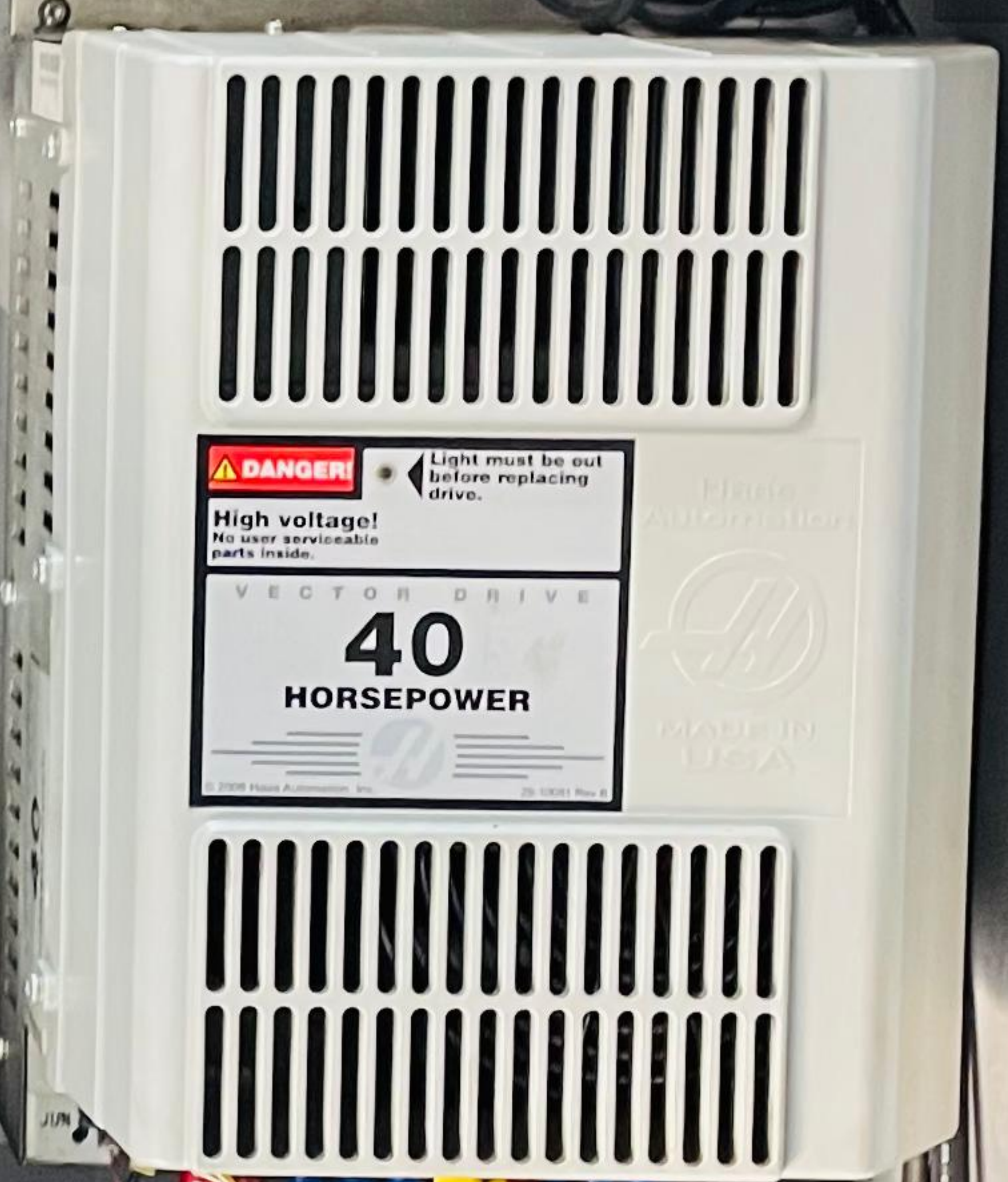






SPINDLE






5% RAPID

25% RAPID

50% RAPID

100% RAPID







TSC 1000



HIMALAYA
just cool it!

CONFIDENCE
FV-800A